

RAJASTHAN EDUCATION SOCIETY'S



R. A. ARTS, SHRI M. K. COMMERCE AND
SHRI S. R. RATHI SCIENCE MAHAVIDYALAYA,
WASHIM. (M. S.)







Evaluative Report

Department Of Political Science

Political Science



The Self-evaluation of every department may be provided separately in about 3-4 pages, avoiding the repetition of the data.

1.	Name of the department	Political Science
2.	Year of Establishment	1944
3.	Names of Programmes/Courses offered (UG,PG,M.Phil.,Ph.D.,Integrated Masters;IntegratedPh.D.,etc.)	UG
4.	Names of Interdisciplinary courses and the departments/units involved	
5.	Annual/semester/choice based credit system(programwise)	Annual
6.	Participation of the department in the courses offered by other departments	
7.	Courses in collaboration with other universities, industries, foreign institutions, etc.	
8.	Details of courses/programs discontinued(if any) with reasons	

9. Number of Teaching posts

	Sanctioned	Filled
Professors		
Associate Professors		
Asst. Professors	02	02

10. Faculty profile with name, qualification, designation, specialization, (D.Sc./D.Litt./Ph.D./M.Phil.etc.,)

Name	Qualification	Designation	Specialization	No.of Years of Experience	No.of Ph.D. Students guidedfort
Prof. R.S. Bhagat	M.A.	Asst. Professor	Political Science	20Yrs	
Prof. S.B. Sonone	M.A. NET	Asst. Professor	Political Science	9Yrs	

11. List of senior visiting faculty

12. Percentage of lectures delivered and practical classes handled (programmewise) :-
Nil

By temporary faculty

13. Student-Teacher Ratio (programme wise)

U. G.	1-385
-------	-------

14. Number of academic support staff (technical) and administrative staff; sanctioned and filled Nil.

15. Qualifications of teaching faculty with DSC/D.Litt/Ph.D/MPhil/PG. Nil.

16. Number of faculty with on going projects from a) National b) International funding agencies and grants received.

- One of the faculty is awardee of Faculty Development Programme sponsored by UGC, New Delhi.

17. Departmental projects funded by DST-FIST; UGC, DBT, ICSSR, etc. and total grants received Nil.

18. Research Centre/facility recognized by the University Nil.

19. Publications :-

Prof. R.S. Bhagat

S r . N o .	Conference /Seminar / Workshop	Topic of Research Paper	Place	Session
1	National Seminar 28 and 29 June. 2012	Participate	Appaswami Mahavidhyalaya Shendurjan (Adhav)	2011-12
2	International Conference 25 and 26 Nov. 2011	Participate	Ramkishna Mahavidhyalay Darapur	2011-12
3	Workshop 25 Sept. 2011	Participate	Shri Sarswati Social Work College Washim	2011-12
4	National Journal Research Link Sept. 2011		Research Link Indor (MP)	2011-12
5	National Conference, 26 June. 2012			2011-12
6	International Seminar		Dr. Ambedkar	2012-13

	10 March 2013		Internation Mission, U.S.A. & Bahujan Sahitya Prasar Kendra, India Nagpur	
7	National Seminar 11 Feb. 2013	Indian Constitution & Human Rights	Matoshri Shantabai Gote Arts, Commerce & Science College , Washim	2012-13
8	Natonal Conference 06/01/2013	Participate	Yashwant Mahavidhyalay Nanded	2012-13
9	IQAC Awareness Workshop 25 March 2013	Participate	R.A. College Washim	2012-13
10	State Level Seminar 17 Jane.2013	Participate	Matoshri Shantabai Gote Arts, Commerce & Science College , Washim	2012-13
11	International Conference 22 & 23 March 2014	Participation	Dr. Babasaheb Ambedkar Gondwana University Teachers Association Chandrapur Maharashtra	2013-14

Prof. S. B. Sonone :

Sr.No.	Conference /Seminar / Workshop	Topic of Research Paper	Place	Session
1	National Conference 19/2/2011	“Dr. Baba Saheb Ambedkar Thought or parliamentary Democracy”	Dr. H.N. Sinha Arts and Commerce College Patur Dist. Akola	2011-12
2	National Conference 28/02/2011	“Dr. Baba Saheb Ambedkar Thought or parliamentary Democracy”	Ramkishna Mahavidhyalay Darapur	2011-12
3	International Conference 11 & 12 /03/2011	Participate	Ramkrihna Mahavidhyalay Darapur Dist. Amravati	2011-12

4	International Seminar 27 & 28 /01/2012	"ÖÖ-Ö¼ÖYÖÖ¼ÖÖü †Öî,ü ²ÖÖî-ü -Ö'ÖÖ "	Dr. Babaseheb Ambedkar Studies Center Akola	2011-12
5	National Conference 28 & 29/01/2012	'Ö×Æü»ÖÖ†Öê □êú ÖIYÖß ²ÖœüYÖê †YµÖÖ"ÖÖ,ü	†Ö ÖÖ Ä¾ÖÖ'Öß 'ÖÆüÖ×¾ÖªÖ»ÖµÖ ¿Öëœæü,ü •Ö-ÖÖ, YÖÖ. 'ÖÖ-ÖÖê,üÖ ×•Ö. ¾ÖÖ×¿Ö'Ö	2011-12
6	International Seminar 13 & 14/2/2016	Human Rights of Dalit in India -A Present Scenario	Dr. Baba Saheb Ambedkar Gondwana University Chandrapur	2015-16

a) Publication per faculty

* Number of papers published in peer reviewed journals (national/international) by faculty and students Publications by Students.

* Number of publications listed in International Database (For Eg: Web of Science, Scopus, Humanities International Complete, Dare Database-International Social Sciences Directory, EBSCO host, etc.)

-----Nil

20. Areas of consultancy and income generated; -----

-----Nil

21. Faculty as members in - -----

-----Nil

- a) National committees
- b) International Committees
- c) Editorial Boards.

22. Student projects :

a) Percentage of students who have done in-house projects including interdepartmental/programme :- Nil

b) Percentage of students placed for projects in organizations outside the institution i.e. in Research laboratories/Industry/ other agencies: - Nil

23. Awards/Recognitions received by faculty and students Awards of Students: -Nil

24. List of eminent academicians and scientists/visitors to the department: Nil.

25. Seminars/Conferences/Workshops organized & the source offunding
a) National b) International Nil

26. Student profile programme/course wise:

Academic Year 2011-2012

Name of the	Applications	Enrolled
-------------	--------------	----------

Course/programme(refer question no. 4)	received	Selected	*M	*F	Pass percentage
B.A. I	354	354	265	89	60.62%
B.A. II	162	162	114	45	62.90%
B.A. III	104	104	66	36	91.36%

Academic Year 2012-2013

Nameofthe Course/programme(refer question no. 4)	Applications received	Selected	Enrolled		Pass percentage
			*M	*F	
B.A. I	373	373	286	87	53.85%
B.A. II	147	147	99	48	46.90%
B.A. III	79	79	59	20	55.50%

Academic Year 2013-2014

Nameofthe Course/programme(refer question no. 4)	Applications received	Selected	Enrolled		Pass percentage
			*M	*F	
B.A. I	366	366	282	84	63.92%
B.A. II	204	204	137	67	52.08%
B.A. III	95	95	72	23	86.81%

Academic Year 2014-2015

Nameofthe Course/programme(refer question no. 4)	Applications received	Selected	Enrolled		Pass percentage
			*M	*F	
B.A. I	422	422	299	123	41.81%
B.A. II	214	214	147	67	42.21%
B.A. III	102	102	65	37	76.84%

Academic Year 2015-2016

Nameofthe Course/programme(refer question no. 4)	Applications received	Selected	Enrolled		Pass percentage
			*M	*F	
B.A. I	393	393	281	112	45.54%

B.A. II	228	228	141	87	55.29%
B.A. III	150	150	97	53	82.39%


*M=Male *F=Female

27. Diversity of Students

Name of the Course	%of students from the same state	%of students from other States	%of students from abroad
B.A. I	100%	0%	0%
B.A. II	100%	0%	0%
B.A. III	100%	0%	0%

28. How many students have cleared national and state competitive examinations such as NET, SLET, GATE, Civil services, Defense services, etc.? Nil.

29. Student progression

Student progression	Against % enrolled
UG to PG	10%
Employed <ul style="list-style-type: none"> • Campus selection • Other than campus recruitment 	- 
Entrepreneurship/Self-employment	30%

30. Details of the infrastructural facilities

a) Library: Central library is available.

b) Internet facilities for staff and students :

c) Class rooms with ICT: ICT facility is available and the same is used in teaching. A separate hall is allotted for teaching and other academic purposes. :- Yes

D) Laboratories

:- Nil

31. Number of students receiving financial assistance from college, university, government or other agencies :- Nil

32. Details on student enrichment programmes (special lectures/ workshops/ seminar) with external experts.

-For the enrichment of students Guest-Lectures and Seminars are arranged.

33. Teaching methods adopted to improve student learning Lecture method is

usually practiced, while ICT in teaching is adopted as need of modern period. The students participation is increased through various activities such as seminars, group discussion etc.

Black Board, ICT, PPT, Database Guest Lectures , Seminar , Poster Presentation,

34. Participation in Institutional Social Responsibility (ISR) and Extension activity: Nil

35. SWOC analysis of the department and Future plans

Strength :

- Students are interested to select Political Science as an optional subject. As they are getting admission in subject of their interest consequently give good academic results.
- The subject is further use to choose as main optional in the competitive examinations, therefore, progression rate in selection of MPSC and UPSC is satisfactory.

Weakness:

- The students as belongs to rural area, frequency of absentee is higher. Consequently drop outs are increased.

Opportunity:

- Post Graduate Classes can be started.

Challenges:

- Community services to society to make them acquainted with political system of our country only possible if finance from the Government is availed.